



## TOM NEWBY SCHOOL EXAMINATION




<b>Subject</b>	CREATIVE ART: VISUAL ART	<b>Examiner</b>	MRS M GOUGH
<b>Date</b>	JUNE 2022	<b>Total marks</b>	50
<b>Grade</b>	7	<b>Duration</b>	2 HOURS
		<b>Moderator</b>	MRS A SINGH
<b>Special instructions/ Equipment</b>	Pen, pencil, colouring pencils.		

### MEMORANDUM

No.	Question	Mark	Level
1.1	True ✓	5	1
1.2	False ✓		
1.3	False ✓		
1.4	True ✓		
1.5	False ✓		
2.1	symmetrical ✓	5	2
2.2	tone ✓		
2.3	space ✓		
2.4	repeat ✓		
2.5	visual literacy ✓		
3.1	b - 1938 – 1950 ✓	5	2
3.2	b - 1950 – 1971 ✓		
3.3	d - 1971 – 1980 ✓		
3.4	a - 1980 – 1993 ✓		
3.5	a - 1993 – Present day ✓		
4.1	<p style="color: red;">Make sure learners apply the concept to the picture for 1 mark and 2 marks for the definition</p> <p><b>Emphasis</b> Is used to make certain parts of the artwork stand out so that they become the focal point. ✓</p> <p>The purple flower stand out from the white flowers and becomes the focal point. ✓✓</p>	15	4

4.2	<p><b>Proportion</b> The size or dimension of an object compared to another. ✓</p> <p>One tennis ball appears bigger in size than the one next to it. ✓✓</p>		
4.3	<p><b>Contrast</b> To highlight difference by opposing colour, shape or texture. ✓</p> <p>The human face is contrasted by using black and orange colours. ✓✓</p>		
4.4	<p><b>Rhythm</b> Is created when you repeat art elements and create patterns. ✓</p> <p>Rhythm is created by using the same pattern for the waves. ✓✓</p>		
4.5	<p><b>Balance</b> Is created when you weigh or arrange the elements and evenly distribute shape and space ✓</p> <p>The tree if evenly arranged on both sides and is exactly the same colours. The moon is also in the centre of the tree. ✓✓</p>		
5.1	Jack Kirby was an American comic book artist. ✓	1	3
5.2	Stan Lee. ✓	1	3
5.3	Hulk, Thor, Captain America, X-Men, Fantastic Four or Avengers. ✓	1	3
5.4	The themes are of unabashed patriotism and altruistic heroism. ✓	2	3

6.	<p><b>Craftsmanship</b></p> <p>Craftsmanship refers to the quality of what a person does. ✓</p> <p>In art, craftsmanship means a skill that is exhibited by a person for creating an artistic work with hands. ✓</p> <p>The work may be done using tools or by not using it. ✓</p> <p>Craftsmanship is the quality that comes from creating with passion, care and attention to detail. ✓</p> <p>Craftsmanship is important for South Africans because it helps us build better products and develop better engineers. ✓</p> <p>(must include why it is important for South Africans)</p>	5	5
7.	<p>Create using art elements. Theme is vegetables.</p>  <p>Check if the following elements has been explained and used:</p> <p>Shape, texture, form, value, colour, space and line.</p> <p>Marks to be given as per the learner's drawings.</p> <p>Use the rubric to allocate marks</p>	10	6



## TOM NEWBY SCHOOL EXAMINATION








4

Subject	CREATIVE ARTS: MUSIC	Examiner	MRS C THERON
Date	JUNE 2022	Total marks	50
Grade	7	Duration	2 HOURS
		Moderator	MRS A SINGH

### MEMORANDUM

QUESTION	ANSWER	MARK	LEVEL
1.	1.1 a ✓ 1.2 c ✓ 1.3 c ✓ 1.4 a ✓ 1.5 b ✓	5	2
2.	2.1 True ✓ 2.2 False ✓	2	2
3.	3.1 harp ✓ string family ✓ 3.2 timpani ✓ percussion family ✓ 3.3 tuba ✓ brass family ✓ 3.4 saxophone woodwind family ✓	8	2
4.	4.1 Ghosting: A technique where one pretend-plays the gaps in the rhythm. ✓ In other words, the hands move but don't play the notes. ✓  4.2 Pop Music: Pop music is defined as music which is successful on the pop music charts and is popular with many people. ✓✓  or  It can be seen as a song that is currently a hit and sells many copies.  4.3 Scale: Like a ladder of 8 different notes. ✓✓  4.4 Lyrics:	10	3

	<p>The words that make up a song, ✓ usually consisting of verses and choruses. ✓</p> <p>4.5 Dynamics: How loud ✓ or soft a sound is. ✓</p>		
5.	<p>Any other relevant notation values will be considered</p> <p>5.1  ✓✓</p> <p>5.2  ✓✓</p> <p>5.3  ✓✓</p> <p>5.4  ✓✓</p> <p>5.5  ✓✓</p>	10	5
6.	<p>6.1</p> <ul style="list-style-type: none"> <li>• You can play a guitar in a standing or sitting position. ✓</li> <li>• The left hand will support the neck of the guitar and adjust the pitch on the strings or play the chords. ✓</li> <li>• The right hand strums the strings, to allow the strings to vibrate to create the sound. ✓</li> <li>• The body of the instrument is held across the body(stomach) of the musician. ✓</li> <li>• The right arm and thigh support (opposite arm and thigh if the musician is left-handed) to hold the instrument in place. ✓</li> </ul> <p>6.2</p>	5	3
		5	3

	To create a sound on a Brass instrument, you must press the lips up against the mouthpiece and by blowing, a vibration or the movement of air (wind) is created, causing the sound. The rest of the instrument helps to amplify sound and create different notes.		
7.	Rhythms will differ for each learner.	5	6

TOM NEWBY SCHOOL