



# TOM NEWBY SCHOOL EXAMINATION



1

Subject	CREATIVE ART: VISUAL ART	Examiner	MISS L CHITIMBE
Date	JUNE 2021	Total marks	50
Grade	7	Duration	2 HOURS
		Moderator	MRS A SINGH
Special instructions/ Equipment	Pen, pencil, colouring pencils.		

## MEMORANDUM

No.	Question	Mark	Level
1.	State whether the following statements are True or False. If False, correct the statement.		
1.1	There are 10 Art elements. False✓ 7✓	2	1
1.2	There are 6 basic Design principles. True✓	1	1
1.3	The Primary colours are green, purple and orange. False✓ Primary colours are blue, yellow and red.✓	2	1
1.4	Art Medium are numbers. False✓ Art mediums are materials✓	2	1
1.5	Line is an example of an Art Element. True✓	1	1
1.6	Texture is a continuous mark on a page or any other surface. False✓ Texture refers to how something looks or feels. ✓	2	1
2.	Fill in the missing words to complete each sentence below.	5	2

2.1	white✓		
2.2	black✓		
2.3	hue✓		
2.4	intensity✓		
2.5	value✓		
3.	Analyze the following pictures and discuss how each concept is portrayed in each picture.		
3.1	Emphasis - is used to make certain parts of the artwork stand out ✓ so that they become the focal point ✓ or where your eye goes first. ✓	3	4
3.2	Proportion - is about the size✓ or position✓ of an object compared to another.✓	3	4
3.3	Variety - is created by making something✓ in the artwork look different to the rest✓	2	4
3.4	Rhythm - is created when you repeat art elements✓ and create patterns✓	2	4
4.	Comics through the ages		
4.1	Which age came to life between the year 1938-1950 and what is it characterized by? Golden age✓ Clear distinction between good and evil✓ Villains motivated by money or world domination✓	3	3
4.2	Answer the questions below about Jack Kirby.		
a)	When and where was Jack Kirby born? Born in New York✓ 28 August 1917✓	2	4
b)	What profession is he famously known for? American comic book writer/editor✓	1	4
c)	Jack Kirby as a major innovator, creator	1	4

	<p>and the face of Marvel. What role did he play in being an influence in the society we live in today?</p> <p>He created an imagination space for all people of different ages✓</p>		
d)	<p>Except for Captain America name one of the comics that he has worked on over the years.</p> <p>Hulk, Thor, X-men, Fantastic Four, Avengers (any one) ✓</p>	1	4
e)	<p>Name 2 themes that he focused on during his work?</p> <p>Patriotism ✓ and Heroism✓</p>	2	4
5.	Working in series		
5.1	<p>What is series?</p> <p>Series is a collection of work✓ that contains a common theme✓</p>	2	2
5.2	<p>What should an Art critique look for in a series picture?</p> <p>Colour✓ texture✓ pattern✓</p>	3	2
6.	<p>Create using art elements Design an image of a forest using the art elements and briefly explain how you have used these elements in the drawing.</p> <p>Check if the following elements has been explained and used: Shape, texture, form, value, colour, space and line. Marks to be given as per the learner's drawings. (5 marks for the design and 5 marks for the explanations)</p>	10	5/6

Examples of drawings:



or



TOM NEWBY SCHOOL







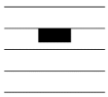

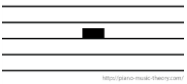




## TOM NEWBY SCHOOL EXAMINATION


















<b>Subject</b>	<b>CREATIVE ARTS: MUSIC</b>	<b>Examiner</b>	<b>MRS R VISSER</b>
<b>Date</b>	<b>JUNE 2020</b>	<b>Total marks</b>	<b>50</b>
<b>Grade</b>	<b>7</b>	<b>Duration</b>	<b>2 HOURS</b>
		<b>Moderator</b>	<b>MRS A SINGH</b>

### MEMORANDUM

QUESTION	ANSWER	MARK	LEVEL
1.	Name the note and rest values of the following notes/rests:	5	1
1.1	 Semi breve/whole note✓		
1.2	 Semi quaver/ sixteenth note✓		
1.3	 crotchet rest/quarter rest✓		
1.4	 crotchet/quarter note✓		
1.5	 sixteenth rest/ semi quaver rest✓		
2.	How many counts are the following notes and rests?	5	2
2.1	 1/2✓		
2.2	 4✓		
2.3	 1/2✓		
2.4	 2✓		

	2.5  2✓		
3.	<p>Complete each music bar below, by drawing the correct music notation inside the music bar/measure. The music notation can be drawn on any line or space, as long as it is inside the bar/measure.</p> 	10	4
4.	<p>Give the definition of the following musical elements:</p> <p>4.1 Tempo How fast ✓ and slow music is. ✓</p> <p>4.2 Mood in music The feeling/emotion ✓ that music provokes. ✓</p> <p>4.3 Dynamics How loud ✓ or soft a sound is. ✓ ✓</p> <p>4.4 Metre The time signature/ timing in music / how many beats in a music bar. ✓ ✓</p> <p>4.5 Scale Like a ladder of 8 different notes. ✓ ✓</p>	10	3

5.	<p>5.1 Name the instruments below and state which genre of music you will associate each instrument with.</p> <table border="1" data-bbox="300 297 1171 1193"> <thead> <tr> <th data-bbox="300 297 549 360"></th> <th data-bbox="549 297 930 360">Name of instrument</th> <th data-bbox="930 297 1171 360">Genre</th> </tr> </thead> <tbody> <tr> <td data-bbox="300 360 549 510">a) </td> <td data-bbox="549 360 930 510">Trumpet✓</td> <td data-bbox="930 360 1171 510">Jazz Classical Pop✓</td> </tr> <tr> <td data-bbox="300 510 549 667">b) </td> <td data-bbox="549 510 930 667">Violin/viola✓</td> <td data-bbox="930 510 1171 667">Pop Classical✓</td> </tr> <tr> <td data-bbox="300 667 549 824">c) </td> <td data-bbox="549 667 930 824">Marimba/xylophone✓</td> <td data-bbox="930 667 1171 824">Traditional Pop, Classical✓</td> </tr> <tr> <td data-bbox="300 824 549 992">d) </td> <td data-bbox="549 824 930 992">Tambourine✓</td> <td data-bbox="930 824 1171 992">Classical Traditional Pop✓</td> </tr> <tr> <td data-bbox="300 992 549 1193">e) </td> <td data-bbox="549 992 930 1193">Saxophone✓</td> <td data-bbox="930 992 1171 1193">Jazz Blues✓</td> </tr> </tbody> </table>		Name of instrument	Genre	a) 	Trumpet✓	Jazz Classical Pop✓	b) 	Violin/viola✓	Pop Classical✓	c) 	Marimba/xylophone✓	Traditional Pop, Classical✓	d) 	Tambourine✓	Classical Traditional Pop✓	e) 	Saxophone✓	Jazz Blues✓	10	4/5
	Name of instrument	Genre																			
a) 	Trumpet✓	Jazz Classical Pop✓																			
b) 	Violin/viola✓	Pop Classical✓																			
c) 	Marimba/xylophone✓	Traditional Pop, Classical✓																			
d) 	Tambourine✓	Classical Traditional Pop✓																			
e) 	Saxophone✓	Jazz Blues✓																			
6.	<p>6.1 In your own words, describe how you will play a violin. Write at least 5 main points as to how you will execute this. (Hint: body position, hand position, movement, etc.)</p> <p>You can play a violin in a standing or sitting position.✓  The left hand will support the neck of the violin and adjust the pitch on the strings. ✓  The right hand will hold the bow and drag it across the strings, with some pressure, to let the string vibrate to create the sound. ✓  The body of the instrument will be placed on the left shoulder, against the neck, ✓ and the chin will press upon it, to hold the instrument in place. ✓</p> <p>6.2 Describe, in your own words, how sound is created when you play a woodwind instrument.</p> <p>To create a sound on a woodwind instrument, you have to blow ✓ into the mouth piece for the movement of air (wind). ✓ Inside the mouthpiece you will find a reed or piece of wood✓ that will vibrate✓ once the air goes/flows across it. ✓</p>	5	5																		
		5	6																		

TOM NEWBY SCHOOL