



**TOM NEWBY SCHOOL**  
**GRADE 6 MATHEMATICS**



**JUNE 2022**

<b>Subject</b>	<b>MATHEMATICS</b>	<b>Examiners</b>	<b>MS L RATERING, MRS P SINGH.</b>
<b>Date</b>	<b>JUNE 2022</b>	<b>Total marks</b>	<b>50</b>
<b>Term</b>	<b>1</b>	<b>Duration</b>	<b>60 minutes</b>
<b>Grade</b>	<b>6</b>	<b>Moderator</b>	<b>MRS M FOURIE</b>
<b>Instructions</b>	<b>1. Read each question carefully before answering.</b> <b>2. Answer all questions neatly.</b> <b>3. Show all your working out where necessary.</b> <b>4. No technology of any kind may be used during the test.</b>		

<b>Name:</b>	<b>Surname:</b>	<b>Class:</b>
--------------	-----------------	---------------

**QUESTION 1: MENTAL MATHS**

**(10)**

- 1.1 Half of 450 is \_\_\_\_\_
- 1.2 A third of 1 203 = \_\_\_\_\_
- 1.3  $11 \times 11 =$  \_\_\_\_\_
- 1.4  $120 - 31 =$  \_\_\_\_\_
- 1.5  $2\ 025 \div 5 =$  \_\_\_\_\_
- 1.6  $1000 - 100 = 10 \times$  \_\_\_\_\_
- 1.7  $(6 \times 6) + 5 = 50 -$  \_\_\_\_\_
- 1.8 48 halved = \_\_\_\_\_ tripled
- 1.9  $36 = (22 \times 2) -$  \_\_\_\_\_
- 1.10  $11 \times 11 =$  \_\_\_\_\_ +11.

**QUESTION 2: WHOLE NUMBERS**

**(8)**

Solve:


2.1.  $3\ 461\ 233 + 709\ 432$  (2)

2.2.  $1\ 000\ 000 - 200\ 009$  (2)

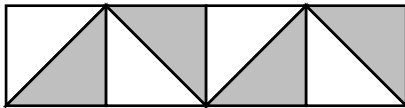
2.3.  $437 \times 447$  (2)



2.4.  $462\,110 \div 15$  (2)

**QUESTION 3: FRACTIONS****(10)**

3.1. What fraction of this shape has been shaded?



\_\_\_\_\_ (1)

3.2.  $\frac{1}{4}$  of 32 = \_\_\_\_\_ (1)

3.3.  $\frac{7}{10}$  of 40 = \_\_\_\_\_ (1)

3.4.  $1\frac{3}{8} - \frac{6}{8} =$  \_\_\_\_\_ = \_\_\_\_\_  
= \_\_\_\_\_ (2)

**Simplify:**

3.5.  $\frac{10}{20} =$  \_\_\_\_\_ (1)

3.6.  $\frac{17}{51} =$  \_\_\_\_\_ (1)

**Give the equivalent fraction for:**

3.7.  $\frac{9}{27} = \frac{3}{\quad}$  (1)

3.8.  $\frac{12}{60} = \frac{\quad}{5}$  (1)

3.9. Compare, using  $>$   $<$  or  $=$ :  $\frac{1}{4}$  of 24 \_\_\_\_\_  $\frac{1}{5}$  of 30. (1)


**QUESTION 4: DECIMALS****(13)**

4.1. Give the place value of the underlined digit:

321,589 \_\_\_\_\_

(1)

4.2. What part of this shape is shaded? Write it as a decimal.



\_\_\_\_\_

(1)

4.3. Write  $\frac{1}{25}$  as a decimal and a percentage.

\_\_\_\_\_ ; \_\_\_\_\_

(2)

4.4. Write 36% as a fraction and a decimal.

\_\_\_\_\_ ; \_\_\_\_\_

(2)

4.5. Compare, using &gt; &lt; or = :

0.2 \_\_\_\_\_ 0.199

(1)

4.6. Add 14,621 and 5,559

(2)

4.7. Subtract 0,008 from 13.

(2)

4.8.  $\frac{1}{8} = \left(\frac{\quad}{100}\right) = \quad\% \quad (2)$

**QUESTION 5: NUMBER PATTERNS**

(5)

5.1. 60; 110; 160; \_\_\_\_\_; \_\_\_\_\_

5.2. 3; 9; 27; \_\_\_\_\_; \_\_\_\_\_

5.3. 1; 3; 5; 7; 9; \_\_\_\_\_; \_\_\_\_\_

5.4. 2; 3; 5; 7; 11; 13; \_\_\_\_\_; \_\_\_\_\_

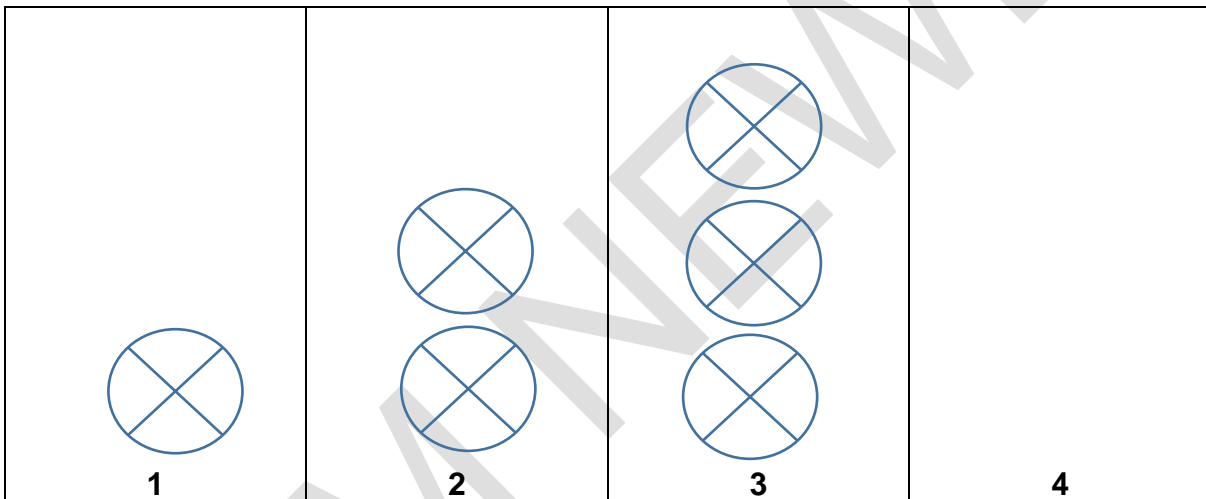
5.5. 0,3; 0,6; 0,9; 1,2; \_\_\_\_\_; \_\_\_\_\_

**QUESTION 6: GEOMETRIC PATTERNS**

(4)

Draw the next pattern and give the rule.

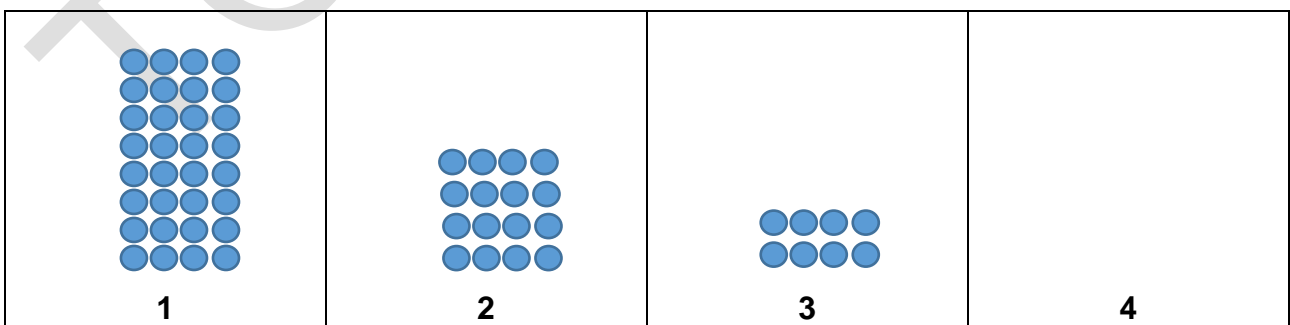
6.1.



Rule: \_\_\_\_\_

(2)

6.2.



Rule: \_\_\_\_\_

(2)

**TOTAL: 50**

**PERFORMANCE ANALYSIS**  
**GRADE 6 MATHEMATICS JUNE 2022**  
 (For teacher use only)

NAME: \_\_\_\_\_ SURNAME: \_\_\_\_\_ CLASS: 6 \_\_\_\_\_

QUESTION	1	2	3	4	5	6	TOTAL
<b>DESCRIPTION</b>	<b>MENTAL MATHS</b>	<b>WHOLE NUMBERS</b>	<b>FRACTIONS</b>	<b>DECIMALS</b>	<b>NUMBER PATTERNS</b>	<b>GEOMETRIC PATTERNS</b>	
<b>Possible marks</b>	10	8	10	13	5	4	50
<b>Learner's Mark</b>							
<b>Moderator's Mark</b>							