



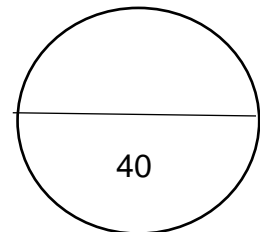
TOM NEWBY SCHOOL
TERM 4 FORMAL ASSESSMENT



Subject	Geography	Examiner	Ms Ratering, Ms van Copenhagen and Ms Miller
Date	November 2022	Total marks	40 marks
Grade	6	Duration	1 hour
		Moderator	Mrs Steyn
Special instructions/ Equipment	<p>Write as many details as possible. Read and answer ALL questions thoroughly. Write neatly and legibly in blue pen. Good luck! Think before you INK! Write all answers on the question sheet.</p>		
<p>This assessment has been compiled using notes and information contained in the Tom Newby School resource material. The marking memorandum has been compiled accordingly. While alternative responses will be given due acknowledgement, the official memorandum will be considered a priority document to ensure uniformity of marking.</p>			

Instructions:

1. This paper consists of 4 questions.
2. Answer all the questions on the question sheet.
3. Take note of the mark allocation per question.
4. Read carefully and answer all the questions neatly and legibly.





Section A (15)

Question 1

[15]

- 1.1 Look at the pictures below and write the letter of the picture underneath the correct heading in the table below. (6x $\frac{1}{2}$ =3)





Animals <u>found</u> in a rainforest:	Animals <u>not found</u> in a rainforest:

1.2 Complete the sentences by filling in the most appropriate word about the adaptations of toucans. (7)

Toucans have large strong beaks to break open 1.2.1) _____ and 1.2.2) _____. Their 1.2.3) _____ are also strong to help them hold onto the 1.2.4) _____. Their 1.2.5) _____ are small to help them 1.2.6) _____ and their colours 1.2.7) _____.

1.3 Deserts are very sparsely populated areas. Give two reasons for this. (2)

- 1.4 The tribes that live in desert areas have adapted to living in these harsh climates. Name 2 things they do to make survival easier. (2)

- 1.5 Why are the fir trees found in coniferous forests triangular in shape? (1)

Section B (25)

Question 2

[13]

- 2.1 Give a definition for the word **Urban**. (1)

- 2.2 Give a definition for the word **Rural**. (1)

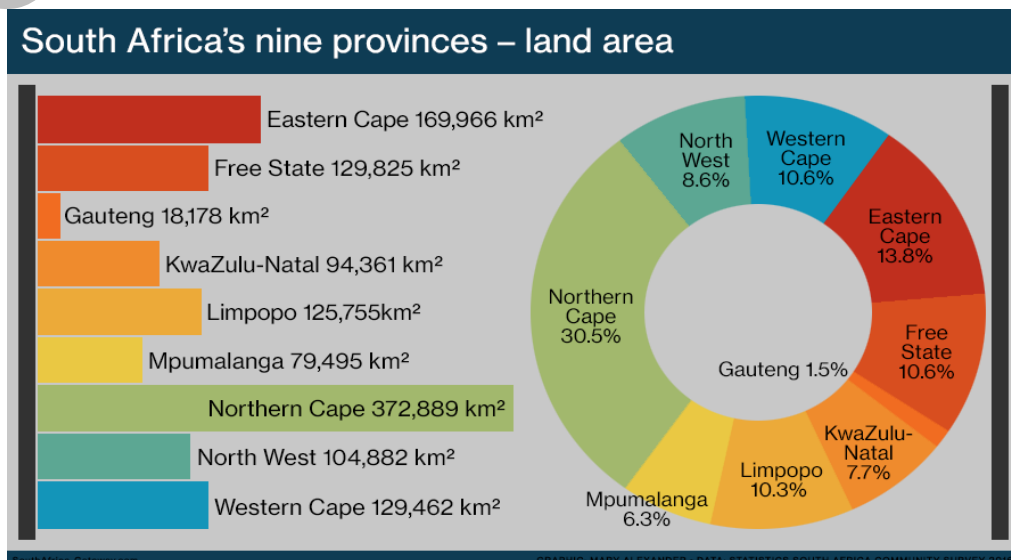
- 2.3 Underline the correct answer. (1)

Most people choose to live in (urban / rural) areas.

- 2.4 Provide 2 reasons for your answer at question 2.3. (2)

- 2.5 What criteria encourage a settlement to start there? Name 2 examples. (2)

- 2.6 Refer to the graph to answer the following questions:



2.6.1 Which is the largest province according to its area? (1)

2.6.2 What is the population density of the largest province in this area? (1)

2.6.3 Using the word infrastructure, say why this is the case. (1)

2.6.4 Which is the second biggest province? (1)

2.6.5 Which 2 provinces are the same size according to the percentage of land area shown? (1)

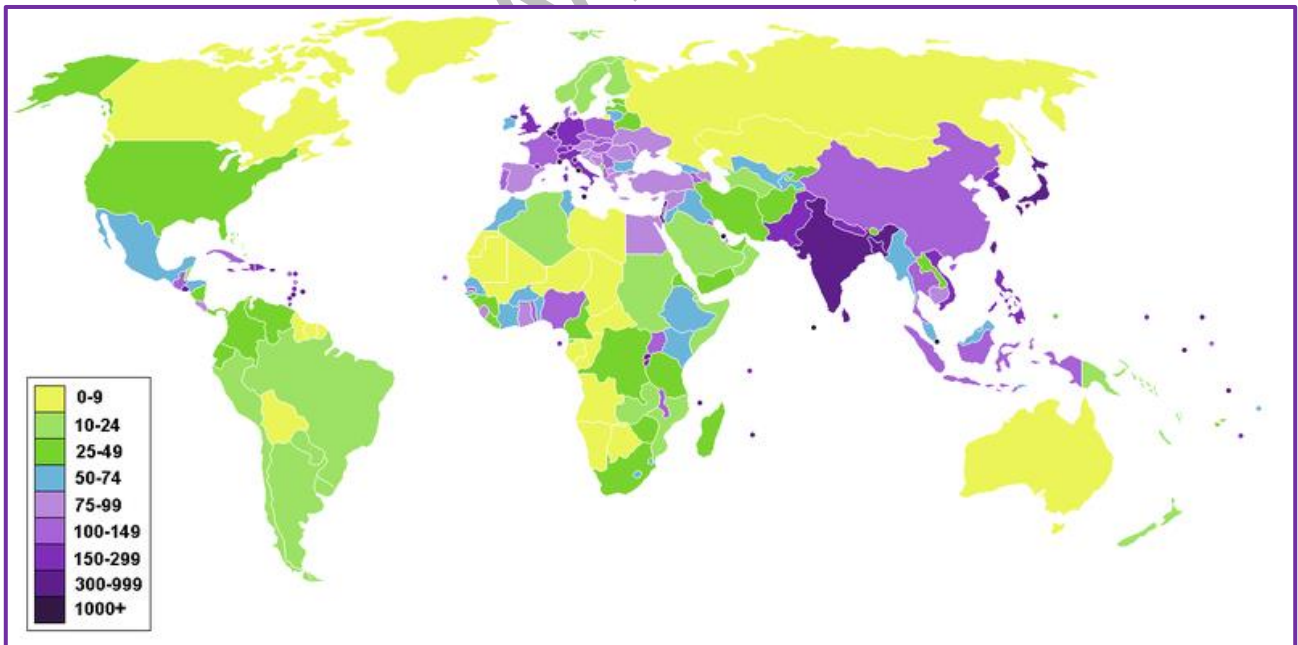
_____ and _____

2.6.6 The actual land area of the 2 provinces above is not exactly the same. What is the difference in their areas? (1)

Question 3

[7]

Look at the map that represents the population density across the globe and answer the questions that follow.



3.1 What do the numbers in the key represent? (2)

3.2 Which continent has a very uniform density? (1)

3.3 Why is a lot of the northern hemisphere yellow? (1)

3.4 Which continent has a high density? (1)

3.5 Which 2 countries are the largest, most densely populated countries? (2)

_____ and _____

Question 4

[5]

You have decided to start up a large manufacturing factory in South Africa. You are not sure yet where you would like to build your factory but realize that where you build it is very important for many reasons.

Write a short paragraph outlining the research and factors that go into deciding where to build.

Use this guide, and the rubric, to help you:

Introduction:

Why is the place you build your factory so important? Give general reasons like money/profit and time

Body:

Give original factors that would help you make your decision as to whether a location is a good one or not. (Think of the criteria discussed in class.)

Conclusion:

Name the place you have chosen- you can give a brief description of it or name a specific place and say briefly why it's the best place for your factory.

Grade 6 Geography
TERM 4 FORMAL ASSESSMENT
Performance Analysis

Name: _____ Class: _____

For teacher use only:

	Section A	Section B		
Question	1	2	3	4
Possible mark	15	13	7	5
Learner's mark				
Moderated mark				

Possible total	40
Learner's total	
Moderated total	